

VESDA Pipes & Fittings



Reliable smoke detection systems are dependent on a network of specialty piping that constantly and efficiently carry air samples from protected zones to highly sensitive detectors.

VESDA Pipe and Fittings are part of an integrated system manufactured from specialty plastics designed for use with most aspirating smoke detection systems, the VESDA VLP system in particular.

The Concept

The quality of VESDA pipe has been specifically chosen to surpass the requirements for most systems and aims to provide:

- A “one-stop” shopping for detector, pipe and fittings - thus saving procurement time and costs
- An easy and professional installation
- A competitive solution, including a Fast-Track ordering and delivery service
- Committed customer service with full technical advice and support on design and installation
- Design verification using the very latest ASPIRE Pipe Modeling software
- Commissioning, advice, service, and system performance testing

The VESDA pipe range is based on pipework of a standard inside diameter (ID) of 3/4”.

VESDA aspirating smoke detection is an early warning system that detects fire in the incipient stages - before flames are visible - by detecting the products of pre-combustion in the air around the area about to ignite.

The VESDA detector family is the result of extensive research and development. Using unique detection principles, the detector provides a sensitivity range of 0.0015 to 6% obscuration/ft. It detects fire at the earliest possible stage and reliably measures very low to extremely high concentrations of smoke.

The VESDA system samples air from a fire zone for the presence of smoke. The air sampling system makes this possible by providing the means for transporting air from a fire zone to the detector.

The air sampling system is active, continuously drawing in air samples by means of an integral pump. It does not rely on air or heat currents in the vicinity of the detector transporting the smoke particles to the detector. The VESDA system can function effectively in all kinds of environments from high air flows to still air.

The network of sampling pipes to the detector is the key element in the performance of the detection system.

Features

- UL1887 Listed for use in Plenum Rated Areas
- An integrated CPVC Pipe & Fittings package designed for use with VESDA Aspirating Smoke Detection Systems
- Simplifies the selection of Pipe & Fittings to ensure the correct product is installed
- Simplifies specifiers' and installers' task and saves time and money
- Pre-labeled Pipes in accordance with NFPA 72 Requirements

VESDA Pipes & Fittings

Air Sampling

Three basic sampling methods can be used in an VESDA system installation:

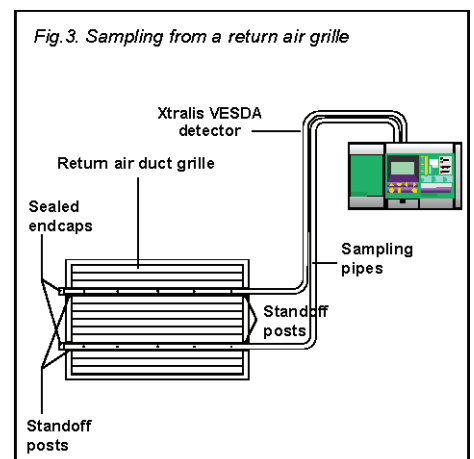
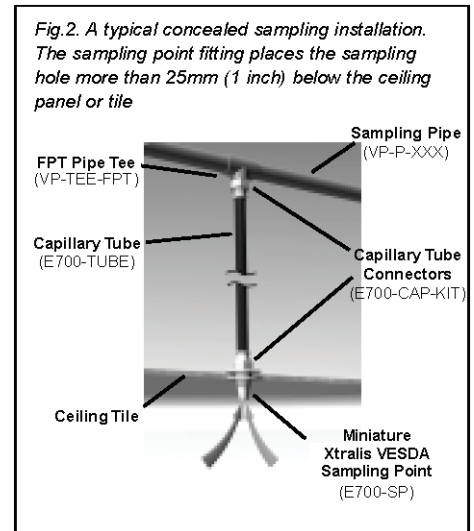
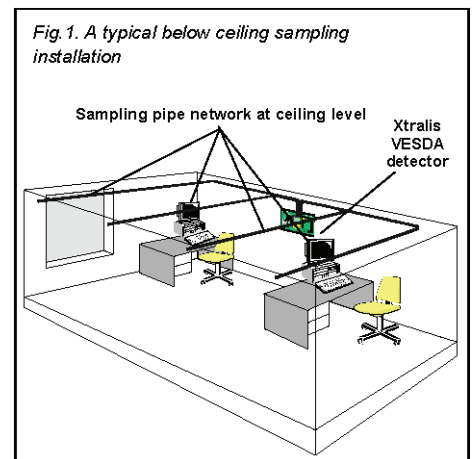
- Standard pipe sampling systems (below ceiling; in ceiling or floor void)
- Capillary tube sampling (concealed; above ceiling; within cabinets)
- Return air sampling (within duct; return air grille)

While each sampling method is suited to specific applications, more than one method is often effectively employed to monitor a firezone. In some applications - particularly those in which there is movement of high volumes of air – the most effective sampling network generally combines two methods to provide maximum coverage to a zone under all operating conditions.

System Description

VESDA piping systems are produced from specialty thermoplastics that offer unique benefits. Piping systems are lightweight, and assembled easily in the field using inexpensive tools. The one-step solvent cement joining process ensures fast reliable connections. In addition to ease of installation, this unique piping system offers enhanced flow characteristics and exceptional fire performance properties.

The complete system includes all of the components necessary to install and test the system. This includes: pipe, a comprehensive range of fittings, capillary tube, a variety of sample point configurations, and sampling point labels.

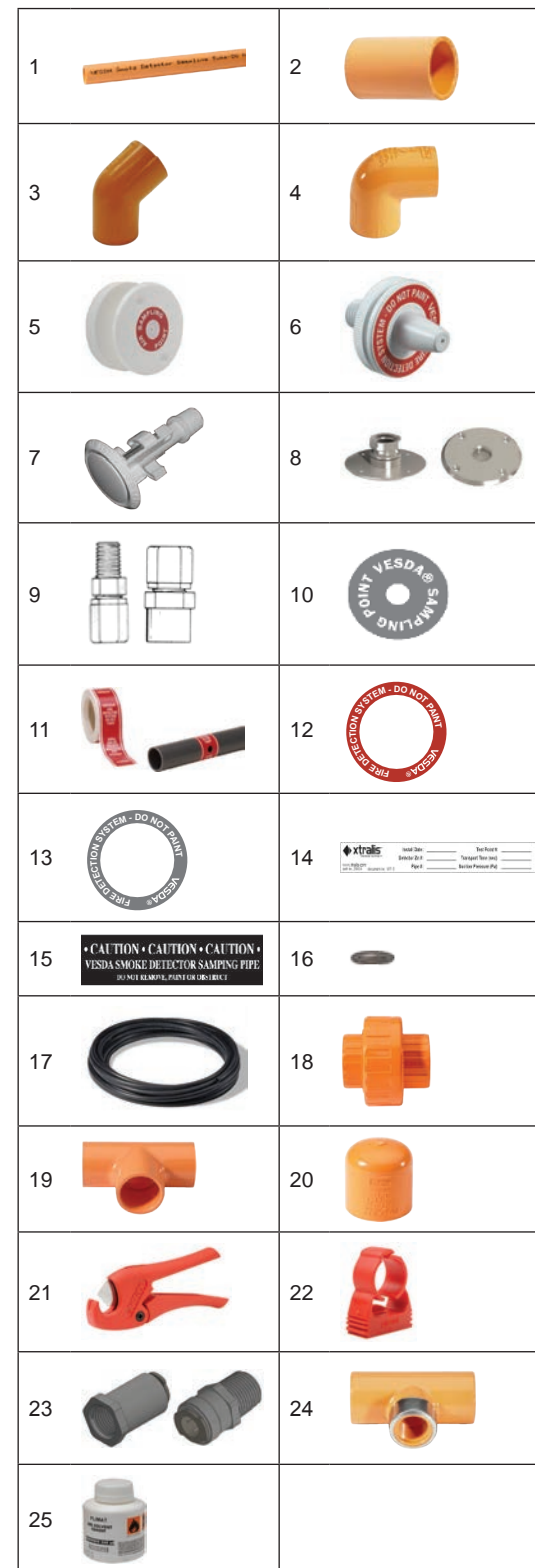


VESDA Pipes & Fittings

Pipe Fittings Ordering Information

Part Numbers for System Components

1	VP-P-210	Pipe - 3/4" (210 ft. kit)
	VP-P-420	Pipe - 3/4" (420 ft. kit)
2	VP-COUP	Couplings - 3/4", 15 per box
3	VP-ELB-45	45° Elbow - 3/4", 10 per box
4	VP-ELB-90	90° Elbow - 3/4", 20 per box
5	PIP-015	Flush Sampling Point
6	E700-SP	Miniature Sample Point
7	VSP-877	Flush Mount Sampling Point
8	VSP-610-US	Tamper Proof Sampling Point
9	CAP-KIT	Brass connector kit for miniature sampling point and capillary tube arrangement.
	E700-CAP-KIT	Connector Kits
10	E700-SP-DCL-PNT	Sampling Point Label, 50 per roll
11	E700-SP-DCL	Sampling Point Label, wrap around style, 200 per roll
12	E700-SPLR	Sampling Point Label, red, 10 per sheet
13	E700-SPLG	Sampling Point Label, grey, 10 per sheet
14	VSP-950	Test Point Pipe Labels.
15	E700-SP-DCL-PIPE	Pipe Label, 35 per roll
16	VSP-870-US	In-Line Flow Restrictor Assembly - US, for use with Tamper Proof Sampling Points (models VSP-610-US and VSP-620).
17	E700-TUBE	Capillary Tube 3/8" internal diameter
	TUBING-250	Polyethylene tubing, black, 1/2" OD X 3/8" ID, FPE rated.
18	VP-UNION	Unions - 3/4", 10 per box
19	VP-TEE	Tee - 3/4", 15 per box
20	VP-EC	End Cap - 3/4", 25 per box
21	VP-CUTTERS	Pipe Cutters
22	VP-CLIP-US	3/4" pipe support clamp (required for each 5 feet of pipe).
23	VSP-878	Push-in Connect Adaptor Kit for 1/2" capillary tubing
24	VP-TEE-FPT	Tee - 3/4" x 3/4" x 1/2" FPT, 10 per box
25	VP-CEMENT	Solvent Cement, one pint



VESDA Pipes & Fittings

Technical Information - Air Sampling Pipe Systems

Pipe Dimensions

VESDA Pipe systems are produced in ¾" iron pipe size (IPS) pipe dimensions per ASTM F442. This provides piping with unique flow characteristics and exceptionally smooth interior walls, greatly enhancing system performance.

Nominal Size	Average OD	Average ID	Pounds Per Feet
¾" (20mm)	1.050" (26.7mm)	0.874" (22.5mm)	0.168

Operating Temperature Range

VESDA Pipe and Fittings are suitable for a wide range of operating temperatures from 0°F to 200°F. Although tough and durable, care should be exercised in extremely cold environments to avoid unnecessary rough handling or other forms of mechanical damage.

Fire Resistance

Flammability Rating	V-O	UL 94 Flame Retardant
Limiting Oxygen Index	60	ASTM D2863
Flame Spread	0	ULC
Smoke Generation	0-25	ULC
Flame Travel	4	UL 1887
Optical Density	0.19 peak 0.03 Avg.	UL 1887
Heat of Combustion	7,700 BTU's/lb.	

Physical Properties

CPVC is a unique polymer with many beneficial properties. When produced into pipe form, this product exhibits qualities that are extremely advantageous for use in air sampling applications. It is light in weight, exhibits excellent physical, mechanical, and chemical/corrosion resistance properties, and offers exceptional fire performance.

		ASTM
Cell Classification	23477	D1784
Specific Gravity	1.55	D792
Tensile Strength	8400 psi	D638
Modulus of Elasticity	4.23 x10 ⁵	D638
Compressive Strength	9600 psi	D695
Izod Impact	3.0	D256A
Coefficient of Linear Expansion	3.4 x 10 ⁻⁵	D696
Temperature Limit	0 – 200°F	
Electrical Conductivity	Non Conductor	

www.xtralis.com

UK and Europe +44 1442 242 330 D-A-CH +49 431 23284 1 The Americas +1 781 740 2223

Middle East +962 6 588 5622 Asia +86 21 5240 0077 Australia and New Zealand +61 3 9936 7000

The contents of this document are provided on an "as is" basis. No representation or warranty (either express or implied) is made as to the completeness, accuracy or reliability of the contents of this document. The manufacturer reserves the right to change designs or specifications without obligation and without further notice. Except as otherwise provided, all warranties, express or implied, including without limitation any implied warranties of merchantability and fitness for a particular purpose are expressly excluded.

Xtralis, the Xtralis logo, The Sooner You Know, VESDA-E, VESDA, ICAM, ECO, OSID, HeiTel, ADPRO, IntrusionTrace, LoiterTrace, ClientTrace, SmokeTrace, XOa, XOh, iTrace, iCommand, iRespond, iCommission, iPIR, and FMST are trademarks and/or registered trademarks of Xtralis and/or its subsidiaries in the United States and/or other countries. Other brand names mentioned herein are for identification purposes only and may be trademarks of their respective holder(s). Your use of this document does not constitute or create a licence or any other right to use the name and/or trademark and/or label. This document is subject to copyright owned by Xtralis. You agree not to copy, communicate to the public, adapt, distribute, transfer, sell, modify or publish any contents of this document without the express prior written consent of Xtralis.

Doc. no. 17748_05

Part: 29813

VESDA[®]
by  **xtralis**[®]